

Scaled data based on original data using  
LM-79-08 Approved Method: Electrical and Photometric Measurements of Solid-  
State Lighting Products

Test Report Prepared for  
Cooper Lighting Solutions  
(formerly Eaton)

Brand: STREETWORKS

Report Number: P960273

Luminaire Tested: **NVN-SB1C-727-U-5NQ**

Issue Date: 1/21/2025

**Test Information**

Test Method: LM-79-08  
Report Number: P960273  
TEST IS SCALED FROM IESNA LM-79-08 TEST DATA (G2-2411-289-18)  
Test Lab: INNOVATION CENTER  
Issue Date: 1/21/2025  
Manufacturer: COOPER LIGHTING SOLUTIONS (FORMERLY EATON)  
Product Line: STREETWORKS  
Catalog Number: NVN-SB1C-727-U-5NQ  
Description: NAVION ROADWAY AND AREA HIGH DENSITY LED LUMINAIRE  
(1) 70 CRI, 2700K, 615mA LIGHTSQUARE WITH 26 LEDS AND TYPE V NARROW OPTICS  
Light Source: -  
Ballast/Driver: -

**Summary**

Lumens per Lamp: N/A  
Luminaire Lumens: 7463 lumens  
Efficiency: N/A  
Efficacy: 137.2 lumens/watt  
Luminous Opening: Rectangular (W 0.5' x L: 0.5' x H: 0')  
IES Classification: Type V - Short  
BUG Rating: B3 - U0 - G1

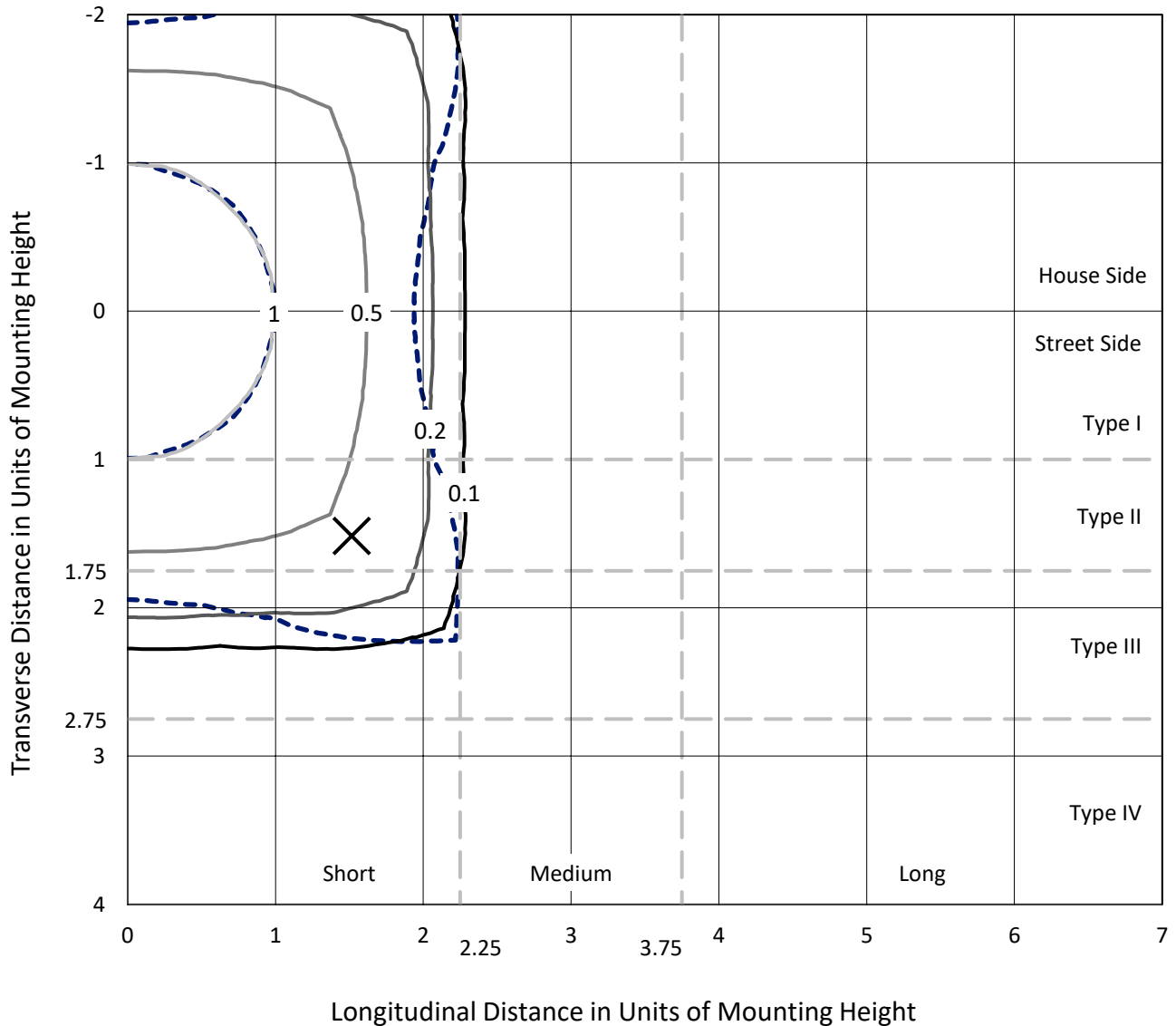
Input Watts (W): 54.4  
Input Voltage (V): NR  
Input Current (Ain): NR  
Voltage Rise (V): NR  
Power Factor: NR  
Total Harmonic Distortion (THDi): NR  
Frequency (hertz): 60  
Stabilization Time: NR  
Operation Time: NR  
Ambient Temperature (°C): NR  
Test Distance: 24 FT



REPORT NUMBER: P960273  
 CATALOG NUMBER: NVN-SB1C-727-U-5NQ

### Iso-Footcandle Lines of Horizontal Illumination

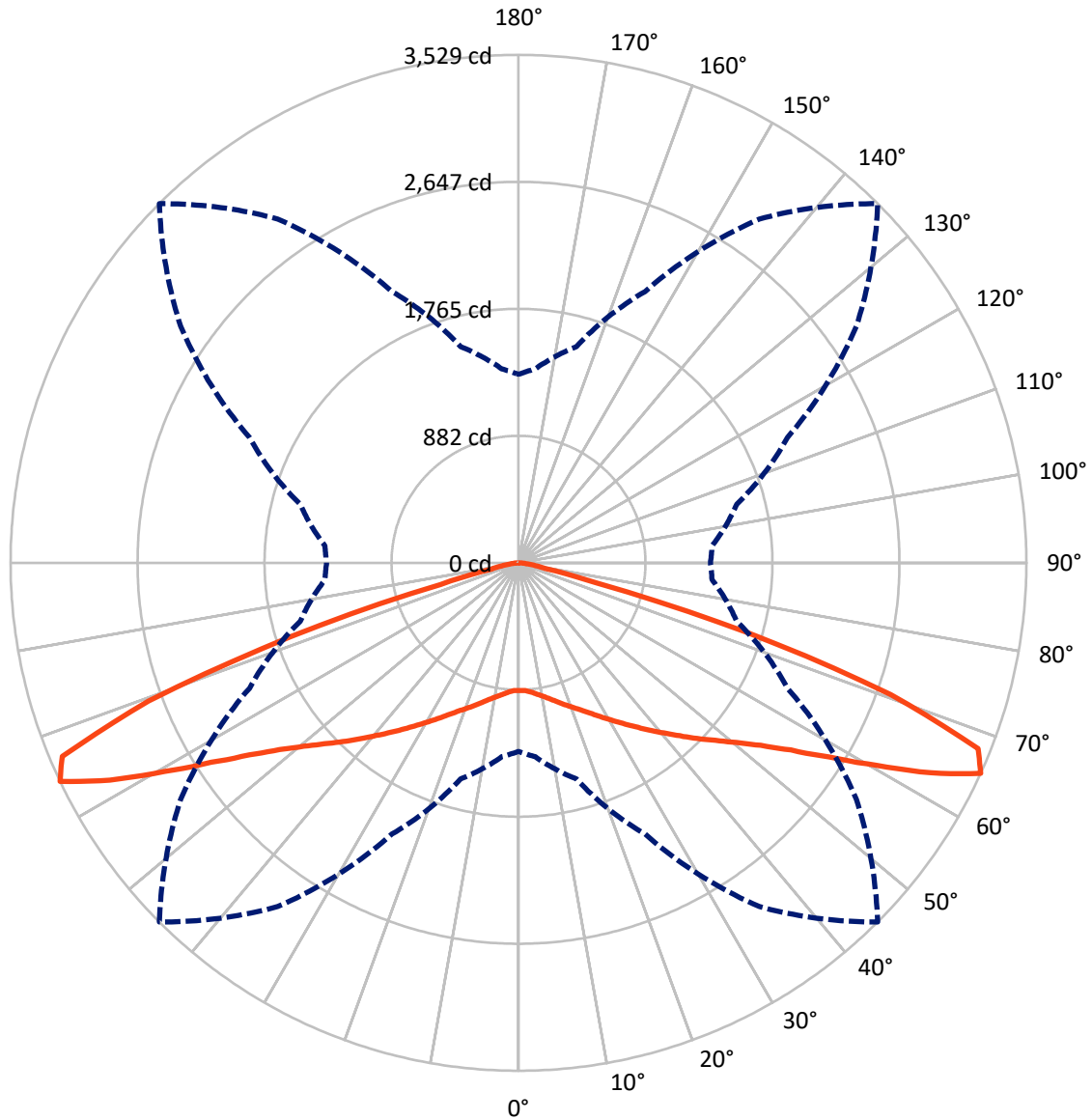
× Max cd  
 - - - 1/2 Max cd



Based on 25 foot mounting height. Maximum calculated value = 1.5 fc  
 Type V - Short - N/A

REPORT NUMBER: P960273  
CATALOG NUMBER: NVN-SB1C-727-U-5NQ

### Luminous Intensity Polar Plot



— Vertical Plane Through 45-Deg Lateral    - - - Horizontal Cone Through 65-Deg Vertical

REPORT NUMBER: P960273  
 CATALOG NUMBER: NVN-SB1C-727-U-5NQ

**FLUX DISTRIBUTION:**

		Downward	Upward	Total
<b>House Side</b>	Lumens	3731.5	0.0	3731.5
	% Fixture	50.0	0.0	50.0
<b>Street Side</b>	Lumens	3731.5	0.0	3731.5
	% Fixture	50.0	0.0	50.0
<b>Total</b>	Lumens	7463.0	0.0	7463.0
	% Fixture	100.0	0.0	100.0

**ZONAL LUMENS:**

Zone	Lumens	% Fixture
0°-10°	87.7	1.2
10°-20°	286.0	3.8
20°-30°	540.0	7.2
30°-40°	884.3	11.8
40°-50°	1371.1	18.4
50°-60°	2025.4	27.1
60°-70°	1928.0	25.8
70°-80°	311.1	4.2
80°-90°	29.3	0.4
90°-100°	0.0	0.0
100°-110°	0.0	0.0
110°-120°	0.0	0.0
120°-130°	0.0	0.0
130°-140°	0.0	0.0
140°-150°	0.0	0.0
150°-160°	0.0	0.0
160°-170°	0.0	0.0
170°-180°	0.0	0.0
0°-90°	7463.0	100.0
0°-180°	7463.0	100.0

**Coefficient of Utilization**



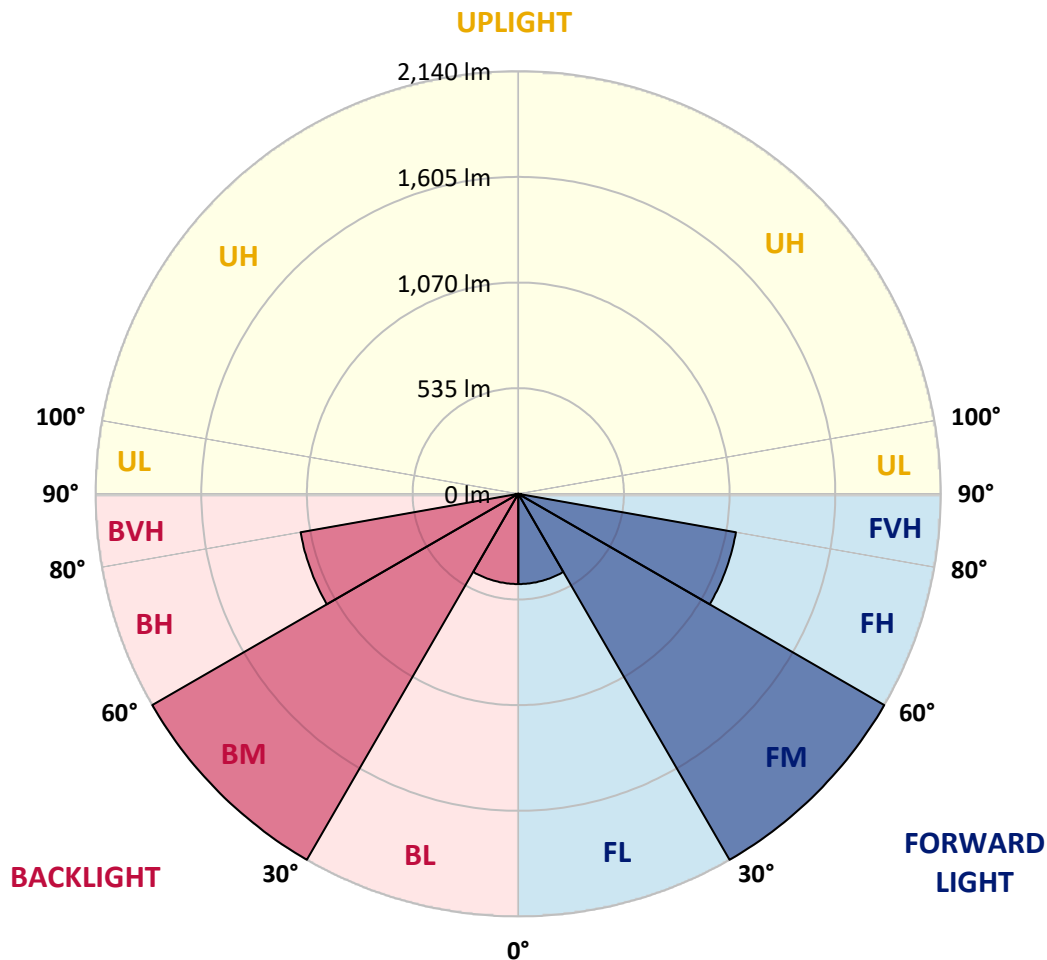
REPORT NUMBER: P960273  
 CATALOG NUMBER: NVN-SB1C-727-U-5NQ

**LUMINAIRE CLASSIFICATION SYSTEM LUMEN TABLE AND BUG RATING:**

Zone	Lumens	% Fixture	Zone Rating/Lumen Limit		
			B	U	G
FL (0°-30°)	456.9	6.1			
FM (30°-60°)	2140.4	28.7			
FH (60°-80°)	1119.6	15.0			G1/1800
FVH (80°-90°)	14.7	0.2			G1/100
BL (0°-30°)	456.9	6.1	B1/500		
BM (30°-60°)	2140.4	28.7	B2/2500		
BH (60°-80°)	1119.6	15.0	B3/2500		G1/1800
BVH (80°-90°)	14.7	0.2			G1/100
UL (90°-100°)	0.0	0.0		U0/0	
UH (100°-180°)	0.0	0.0		U0/0	

**BUG Rating: B3-U0-G1**

Type V Short



REPORT NUMBER: P960273  
 CATALOG NUMBER: NVN-SB1C-727-U-5NQ

**CANDELA DISTRIBUTION (FULL):**

	0°	5°	15°	25°	35°	45°	55°	65°	75°	85°	90°
0°	888.2	888.2	888.2	888.2	888.2	888.2	888.2	888.2	888.2	888.2	888.2
2.5°	894.2	891.1	893.4	891.5	890.0	888.6	889.3	892.0	893.1	893.4	893.4
5°	906.1	903.5	904.7	904.7	902.0	901.3	901.7	903.5	905.8	905.8	905.8
7.5°	925.6	923.0	925.6	924.1	921.9	921.2	920.8	922.3	925.6	925.6	924.4
10°	949.3	946.2	947.7	947.0	944.3	943.2	942.8	945.0	948.1	947.7	947.0
12.5°	975.1	971.7	973.5	971.3	970.6	969.4	969.4	969.0	970.9	969.4	970.2
15°	1003.9	1001.6	1002.3	1000.9	1002.0	1001.2	998.2	996.8	997.5	995.3	995.7
17.5°	1037.9	1032.7	1035.4	1034.5	1034.5	1036.1	1031.3	1029.3	1030.8	1028.6	1030.4
20°	1077.3	1072.0	1073.2	1071.6	1069.8	1071.2	1065.3	1066.8	1067.9	1066.4	1069.8
22.5°	1120.3	1113.6	1113.3	1114.0	1109.9	1110.2	1106.1	1109.9	1112.1	1107.9	1112.1
25°	1164.5	1157.4	1162.2	1160.4	1155.2	1156.3	1153.3	1157.0	1158.9	1153.6	1159.7
27.5°	1211.3	1206.4	1210.9	1212.1	1205.7	1210.2	1205.7	1209.1	1210.9	1203.0	1209.1
30°	1266.0	1261.2	1265.3	1268.2	1260.8	1267.8	1264.1	1266.4	1266.7	1257.4	1263.0
32.5°	1325.5	1318.0	1328.5	1330.0	1321.7	1330.3	1325.5	1328.5	1330.3	1317.6	1326.2
35°	1398.2	1388.8	1400.8	1398.9	1391.8	1398.9	1394.4	1398.9	1403.4	1388.1	1397.4
37.5°	1476.4	1466.7	1479.4	1476.0	1469.3	1474.2	1471.6	1474.6	1481.6	1465.2	1475.3
40°	1562.5	1550.5	1567.7	1561.8	1555.4	1554.7	1556.2	1558.0	1567.4	1549.1	1555.0
42.5°	1654.7	1641.9	1667.8	1658.4	1649.4	1643.4	1648.3	1652.0	1661.0	1640.4	1651.3
45°	1759.9	1745.3	1779.0	1767.7	1753.5	1741.2	1749.1	1754.6	1767.7	1743.0	1755.7
47.5°	1876.0	1859.5	1895.4	1892.0	1868.9	1841.9	1859.9	1876.0	1885.7	1855.8	1865.8
50°	1989.4	1976.7	2023.9	2028.0	1999.5	1961.7	1986.8	2011.2	2013.7	1974.5	1979.3
52.5°	2095.7	2083.0	2151.6	2177.4	2151.9	2107.0	2133.5	2158.2	2138.5	2087.5	2089.1
55°	2180.8	2170.2	2257.5	2324.2	2332.8	2295.7	2311.4	2310.7	2245.6	2167.3	2169.9
57.5°	2201.3	2199.9	2309.9	2451.1	2541.0	2545.5	2514.3	2435.0	2294.6	2189.4	2182.6
60°	2107.7	2117.1	2268.3	2517.4	2757.0	2856.6	2722.2	2495.7	2238.8	2092.7	2075.5
62.5°	1827.7	1852.4	2034.7	2436.5	2931.5	3214.6	2888.9	2403.5	2009.6	1819.1	1807.8
65°	1309.7	1352.9	1554.3	2079.3	2915.8	3529.1	2864.9	2062.4	1569.3	1349.5	1333.4
67.5°	594.2	638.1	809.1	1423.6	2534.6	3443.7	2528.6	1438.6	849.6	640.3	630.9
70°	215.4	222.8	277.9	569.9	1619.8	2743.9	1689.1	574.0	295.4	237.4	234.4
72.5°	130.3	131.4	143.0	204.1	562.8	1665.9	586.7	210.8	146.1	129.6	131.8
75°	82.7	82.0	101.9	124.6	199.6	562.0	209.3	124.6	101.5	92.5	93.3
77.5°	59.6	61.4	73.0	93.3	125.8	190.5	123.6	89.1	73.0	59.9	61.0
80°	44.6	45.7	53.2	72.7	88.4	118.7	78.6	65.9	55.0	37.4	38.5
82.5°	32.2	32.2	34.8	52.8	53.9	64.1	42.6	46.4	36.3	26.5	26.5
85°	19.1	18.8	21.7	31.5	28.1	23.6	19.5	28.5	22.9	16.5	16.1
87.5°	6.8	7.1	6.8	9.0	7.5	6.4	5.9	7.9	6.4	5.6	5.2
90°	0.0	0.0	0.0	0.0	0.0	0.0	0.0	0.0	0.0	0.0	0.0

(END OF REPORT)